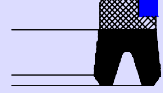
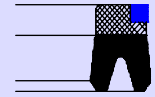
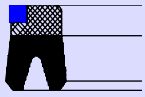


ClaronPolyseal®  
 Single Acting Piston Seal Metric  
**GPE**



Claron Part Number	Nominal Dimensions & Machining Tolerances					
	H 10 ØD <sub>1</sub>	js11 Ød <sub>1</sub>	+0.63 +0.38 L <sub>1</sub>	Nominal Sec. S	Min Chamf. C	Max R <sub>1</sub>
GPE 125086	32.00	22.00	9.00	5.00	2.50	0.40
GPE 177118/2	45.00	30.00	10.00	7.50	4.00	0.60
GPE 196137	50.00	35.00	11.00	7.50	4.00	0.60
GPE 196157/1	50.00	40.00	10.00	5.00	2.50	0.40
GPE 216157/1	55.00	40.00	10.50	7.50	4.00	0.60
GPE 248188/1	63.00	48.00	9.50	7.50	4.00	0.60
GPE 248196	63.00	50.00	10.00	6.50	4.00	0.60
GPE 275196	70.00	50.00	14.00	10.00	5.00	0.80
GPE 314236	80.00	60.00	14.00	10.00	5.00	0.80
GPE 393314	100.00	80.00	14.00	10.00	5.00	0.80
GPE 413334/3	105.00	85.00	18.00	10.00	5.00	0.80
GPE 433354	110.00	90.00	12.50	10.00	5.00	0.80



## Nominal Dimensions &amp; Machining Tolerances

Claron Part Number	H 10	js11	+0.025 +0.015	Nominal Sec S	Min Chamf. C	Max
	ØD <sub>1</sub>	Ød <sub>1</sub>	L <sub>1</sub>			R <sub>1</sub>
GPE 112062	1.125	0.625	0.468	0.250	0.125	0.015
GPE 141087	1.417	0.875	0.468	0.271	0.125	0.015
GPE 150100	1.500	1.000	0.375	0.250	0.125	0.015
GPE 162100	1.625	1.000	0.437	0.312	0.156	0.025
GPE 175125	1.750	1.250	0.375	0.250	0.125	0.015
GPE 178116	1.786	1.161	0.468	0.312	0.156	0.025
GPE 187125/2	1.875	1.250	0.500	0.312	0.156	0.025
GPE 200137/1	2.000	1.375	0.375	0.312	0.156	0.025
GPE 212150	2.125	1.500	0.468	0.312	0.156	0.025
GPE 225162	2.250	1.625	0.437	0.312	0.156	0.025
GPE 237175	2.375	1.750	0.437	0.312	0.155	0.025
GPE 250187/1	2.500	1.875	0.375	0.312	0.156	0.025
GPE 262200	2.625	2.000	0.437	0.312	0.156	0.025
GPE 275200	2.750	2.000	0.437	0.375	0.187	0.031
GPE 275200/2	2.750	2.000	0.562	0.375	0.187	0.031
GPE 275212	2.750	2.125	0.468	0.312	0.156	0.025
GPE 300225/1	3.000	2.250	0.500	0.375	0.187	0.031
GPE 325250/1	3.250	2.500	0.562	0.375	0.187	0.031
GPE 325262	3.250	2.625	0.562	0.312	0.156	0.025
GPE 350275	3.500	2.750	0.562	0.375	0.187	0.031
GPE 350300/1	3.500	3.000	0.500	0.250	0.125	0.015
GPE 362287	3.625	2.875	0.562	0.375	0.187	0.031
GPE 362300/1	3.625	3.000	0.437	0.312	0.156	0.025
GPE 400325/1	4.000	3.250	0.562	0.375	0.187	0.031
GPE 425350/1	4.250	3.500	0.562	0.375	0.187	0.031
GPE 450375	4.500	3.750	0.562	0.375	0.187	0.032
GPE 500400	5.000	4.000	0.750	0.500	0.250	0.046
GPE 600500	6.000	5.000	0.750	0.500	0.250	0.046
GPE 700600	7.000	6.000	0.750	0.500	0.250	0.046